



# Omegalume 4300 RGB

RGB Linear Wallwash  
DMX Programmable - 12" Sections  
120/277VAC

Project	
Type	Date

120/277VAC			
Length	24 in.	36 in.	48 in.
Color	RGB		
Optics	15°, 30°, 45°, 120°		
Voltage	120/277VAC		
Watts/ft	5.2W		
Wattage	10.4W	15.6W	20.8W
Lumen/W	RGB		
Max Run	197ft @ 277V, 85ft @ 120V		

**4300 Series:** Feature individual superior optical quality lenses to control and maximize LED output, with soft edge distribution to eliminate sharp cutoff and contrast. The minimalist fixtures are less than 1" high with built in 120/277V drivers. Line voltage connection enables continuous connection for up to 197ft. Single 5 pin IP67 connectors provide shielded power and signal with a single connection. DMX programmable every 12 inches for sophisticated effects. Fixtures run 10°C cooler than typical fixtures - at only 54°C. ensuring maximum performance with long lifetime in harsh environment.

**Construction**

Extruded recycled aluminum housing.

**Warranty**

5 year/50,000 hour limited warranty.

**Mounting**

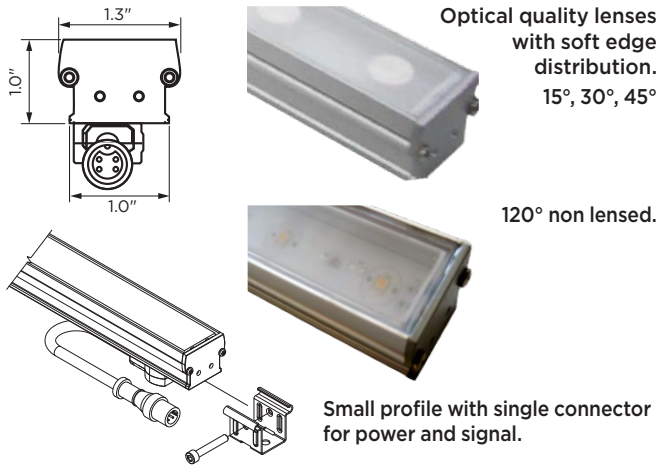
Sliding swivel mount brackets included, optional flat brackets and custom mounting available.

**Environment**

Wet Locations.

**Certifications**

UL / CSA Listed. IP66 for wet locations.



Adjustable Swivel Mounting Bracket

Flat Mounting Bracket



**ORDER GUIDE**

4300		C	RGB		U		SO	
Series	Length	Addressing	CCT	Control	Voltage	Optics	Finish	Options
4300	24 24" 36 36" 48 48"	C 12"	RGB RGB	D DMX W Wireless	U 120/277VAC	15 15° 30 30° 45 45° 120 120°	SO Silver	FB Flat Bracket SB Sliding Swivel Bracket CU Custom Bracket (specify length) N None

Example: 4300-24-C-RGB-D-U-30-SO-SB

**ACCESSORIES**

Part No.	Description
<b>Starter Cable - Connect Fixture to Power Supply Custom Lengths Available</b>	
OGL12SC5P	12" starter cable 120V/277 DMX
OGL24SC5P	24" starter cable 120V/277 DMX
OGL48SC5P	48" starter cable 120V/277 DMX
<b>Jumper Cable - Connect 2 fixtures</b>	
OGL12J5P	12" Jumper Cable 120V/277 DMX
OGL24J5P	24" Jumper Cable 120V/277 DMX
OGL48J5P	48" Jumper Cable 120V/277 DMX
<b>Endcap - Put on the wirelead at the end of a run</b>	
OGLEH	EndCap (120V or 24V) HIGH LTW end cap



Specifications are correct at the time of publishing, but may be modified or improved in accordance with current electrical, safety or manufacturing methods without notification.





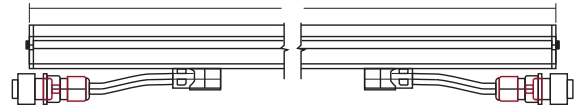
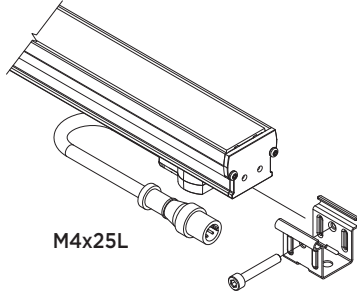
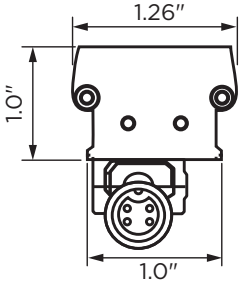
# Omegalume 4300

RGB Linear Wallwash

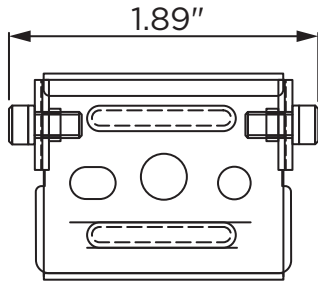
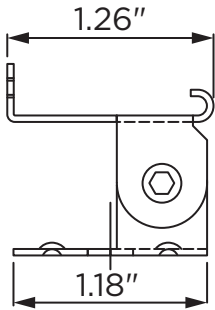
120/277VAC

Mounting Brackets

Project	
Type	Date



## Adjustable Bracket



## Flat Bracket

