

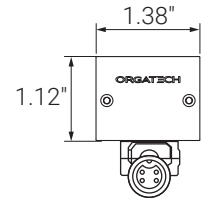
# Omegalume® 4300 RGBW

## Exterior Linear LED Lightbar

110-277VAC | IP67


ORGATECH

Project
Date



RGBW 6W/ft	Delivered Output	Watts
1ft nom.	301lm	6w
2ft nom.	903lm	11.4w
3ft nom.	1204lm	16.8w
4ft nom.	1806lm	22.4w

\*based on 30° optics



### DESCRIPTION

An economical high-performance, color changing LED luminaire encased in a compact, low-profile package, engineered to deliver exceptional lighting for grazing, washing, cove, and general applications. Powered by a universal 110-277VAC driver and available in four adaptable sizes, it offers a spectrum of color temperatures to meet your design requirements.

### FEATURES

Construction	Anodized Extruded Aluminum. Polycarbonate Lenses.
Length (nom.)	1ft, 2ft, 3ft, 4ft
Weight	0.5lb/ft
CCT	RGBW40K
Dimming	DMX 512, Self Addressing, Pixel Control every 8in
Optics	30°, 45°, 120°
Mounting	Sliding Bracket 1, Sliding Bracket 2, Custom Bracket
Finish	Anodized Silver, Powder Coated Black, White, Bronze, custom

### PERFORMANCE

Electrical	110-277VAC. Integral Power Supply. Daisy Chain with input/output IP67 cables
LED Wattage	6W/ft (451.5lm/ft)
Max Run	85ft
Environment	Wet Location - IP67. Operating Temperature - 40°F to 122°F
Warranty	5 yr/ 50,000 hour Limited Warranty
CRI	90+
Certifications	UL Listed

**ORDERING GUIDE** Make selections by filling out the top row or highlighting options.

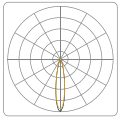
4300									
SERIES	LENGTH	OUTPUT	CCT	VOLTAGE	CONTROL	OPTICS	MOUNTING	FINISH	OPTIONS
4300	1 1'nom 2 2'nom 3 3'nom 4 4'nom	LS STANDARD	RGBW40	U 110-277V	DMX DMX 512 DIMMING	30 30° 45 45° 120 120°	SB1 SLIDING BRACKET 1 SB2 SLIDING BRACKET 2 CU CUSTOM	SO SILVER BL BLACK WH WHITE BZ BRONZE CU CUSTOM	M MARINE GRADE FINISH 2 NATATORIUM N NONE

Specifications sheets are subject to change without notification.

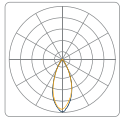
Orgatech® | 12203 Magnolia Ave Suite 1, Riverside, CA 92503 | 626.969.6820 | orgatech.com | 02/2025 V17



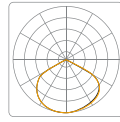
## OPTICS



30°



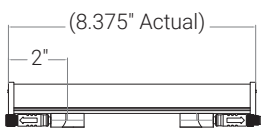
45°



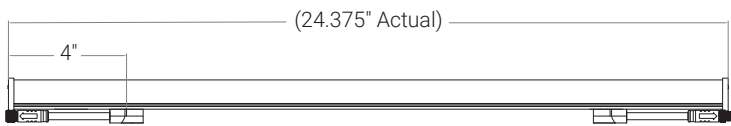
120°

## FIXTURE SIZES

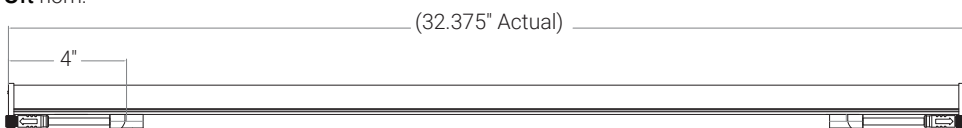
**1ft** nom.



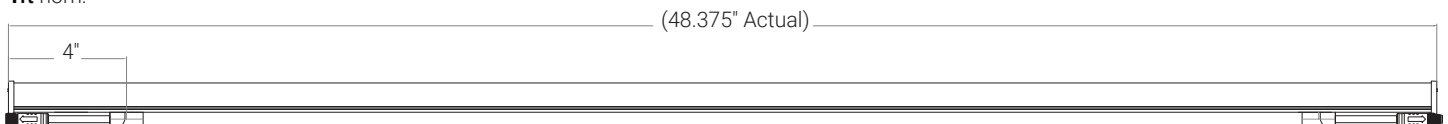
**2ft** nom.



**3ft** nom.



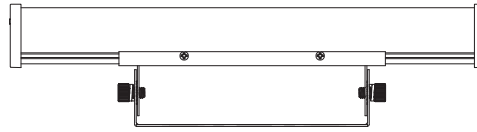
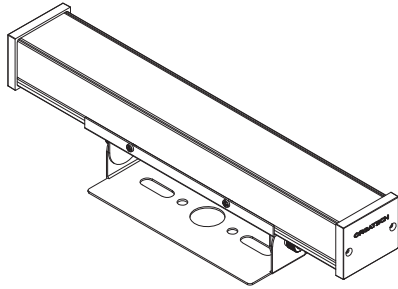
**4ft** nom.



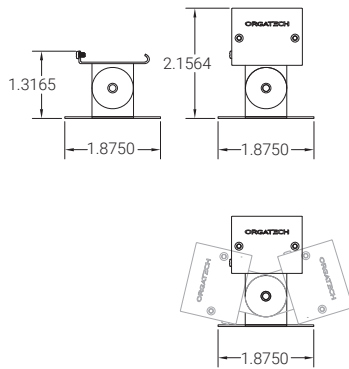
## MOUNTING OPTIONS

### SLIDING BRACKET

Available in 2 different options.

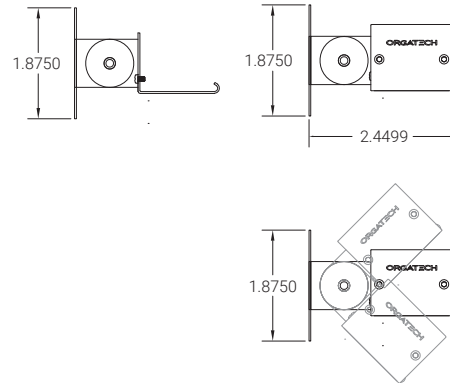


### SLIDING BRACKET 1



### SLIDING BRACKET 2

Allows the fixture to be mounted horizontal.



## ACCESSORIES

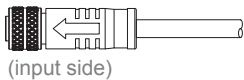
### CONTROLLERS



**DMX Control Keypad DE3**  
Touch Sensitive Intelligent Control Pad

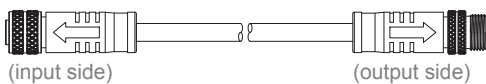
PART #	DESCRIPTION
011410	DMX Control Keypad DE3
011403	DINA DR1 DMX Controller

### STARTER CABLE



PART #	DESCRIPTION
M12-SC-4FT	48" Starter Cable

### JUMPER CABLE



PART #	DESCRIPTION
M12-JC-1FT	12" Jumper Cable
M12-JC-2FT	24" Jumper Cable
M12-JC-3FT	36" Jumper Cable
M12-JC-4FT	48" Jumper Cable

**END CAP (input side)**

**END CAP (output side)**



PART #	DESCRIPTION
M12-MC-ENDCAP	End Cap (input side)
M12-FC-ENDCAP	End Cap (output side)

Specifications sheets are subject to change without notification.

## WIRING DIAGRAM

RGBW 110-277V DMX | 5 Wire

BLACK	WHITE	GREEN	PURPLE	GREY
ACL (+)	ACN (-)	GROUND	DMX (+)	DMX (-)

